





**Sorenson Lighted Controls**  
Illuminating Innovation™

# 66 Series

## DAYLIGHT VISIBLE LED INDICATOR



The 66 Series indicator is similar to our 65 Series but, is available with a faceted domed lens and a lens to housing seal to compliment the panel seal.

The 66 Series is splash proof and is securely mounted to the panel with a gasket, lock washer, and hex nut to achieve a weatherproof seal. Illumination is accomplished with LEDs with a typical light output in excess of 10,000 mcd and 60,000 hour life. The faceted domed lens provides 180 degree daylight visibility. The 66 Series indicators are available with 12 VDC, 28 VDC, or 125 VAC ratings,  approved.

The 66 Series indicator can be specified with wire leads, .187" or .250" quick connect terminals. Special wire lengths, colors and terminals are available upon request.

The 66 Series is a rugged splash proof design intended for harsh environments such as found machinery used outdoors or applications where moisture or water is present.

### Typical Applications:


- Commercial Dishwashing Equipment
- Emergency Vehicles
- Floor Care Equipment
- Mining Equipment
- Marine Lighting
- Airport Ground Vehicles
- Industrial• RV's

For Information:

**800.275.7089 • 860.527.3092**  
**sales@solico.com • www.solico.com**

# 66 SERIES

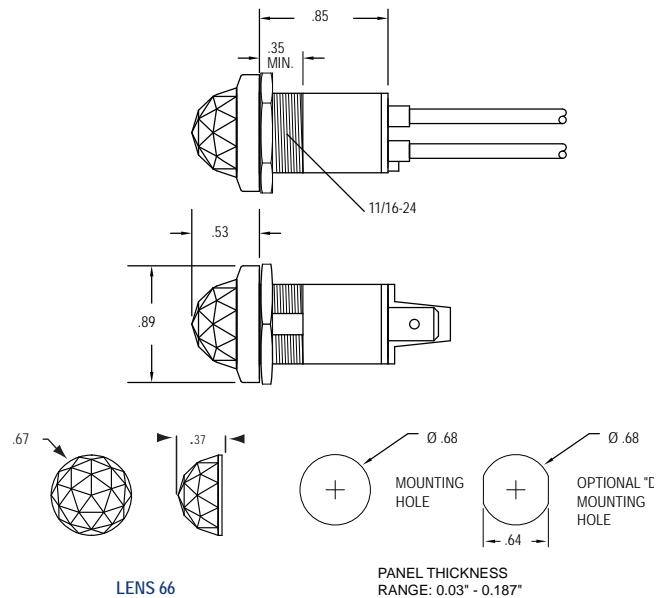
## Technical Data

- LED Cluster Lighting
- Daylight visible
- Splashproof Construction
- 14V, 28V DC and 125V AC
- Threaded Mount secured with hex nut and star washer
-  Approved
- 187 or .250 Tab terminals

- Wire Leads - 6" 20 gauge
- Nylon Body with Polycarbonate lens
- Panel Thickness - .05" to .25"
- .68" dia. mounting hole
- Flat gasket panel seal
- Lens material - Grilamid (Chemical Resistant)

## LED Light Output (mcd)

- Red 10k typ.
- Green 15k typ.
- Blue 7K typ.
- White 12k typ.
- Yellow 8k typ.



Series	Lamp		Termination			Base		Bezel		Lens			
XX	XX		X		X	X		X		XXX	X	0	
	Voltage	Type	Code	Style	Code	Color	Code	Finish	Code	Style	Code	Color	Code
66	14	LED	12	6" wire	1	White	1	Matte White	6	Faceted Dome Translucent	661 <sup>3</sup>	Red	1
	28	LED	13	.187 Tabs	3			Matte Black	5	Faceted Dome Transparent	662	Amber	2
	125	LED	15 <sup>1</sup>	.250 Tabs	4					Faceted Dome Transparent w/Diffuser	66A <sup>1</sup>	Clear	3
												Green	4
												Blue	5
												White	6 <sup>2</sup>
												Yellow	8

### Notes

- Reduced Intensity
- Translucent Only
- White Only